



Trade Rationale


OCTOBER 2022

Trend Level Element

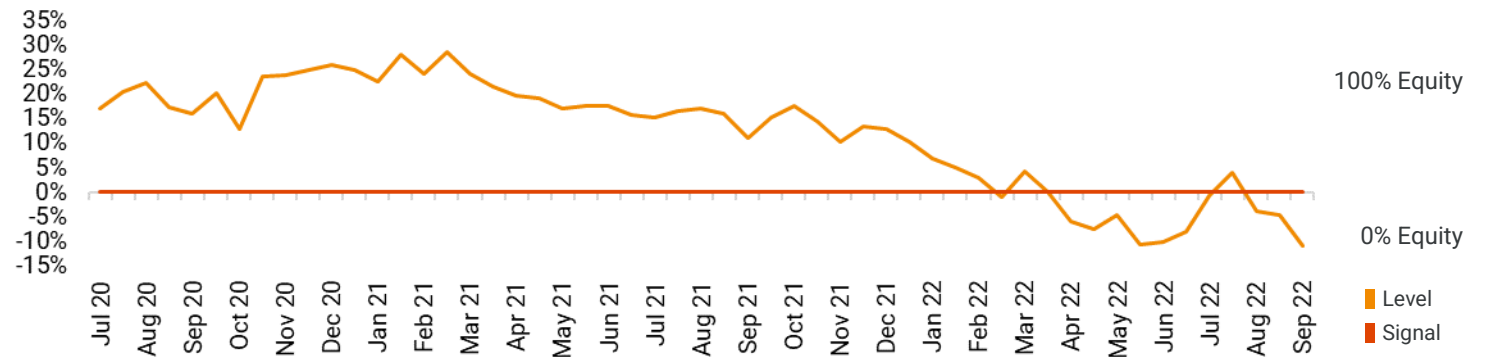


TRADE RATIONALE

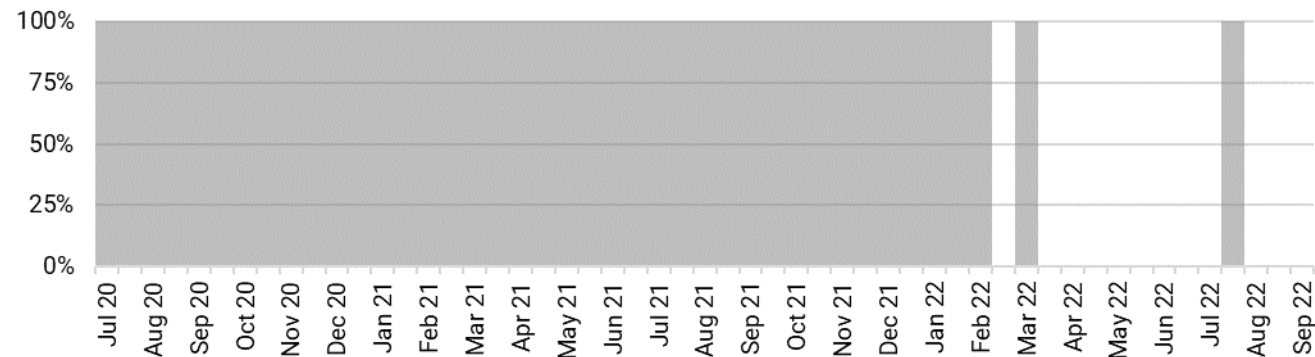
Trend maintained a negative view of equities. September was a poor month for equity performance, as the S&P 500 Index reached a new low for 2022 by month end. This further strengthened the negative trend signal; thus, the negative view will hold until we see a significant rally in equities.



SIGNAL



HISTORICAL EXPOSURE



Source: Helios Quantitative Research, Bloomberg

Helios Quantitative Research LLC ("Helios") is associated with, and under the supervision of, Clear Creek Financial Management, LLC ("Clear Creek"), a Registered Investment Adviser. Advisory services are only offered to clients or prospective clients where Clear Creek, and its representatives are properly licensed or exempt from licensure. This document is solely for informational purposes. Past performance is no guarantee of future returns. Investing involves risk and possible loss of principal capital. No advice may be rendered by Clear Creek or its representatives unless a client service agreement is in place.

Volatility Level Element

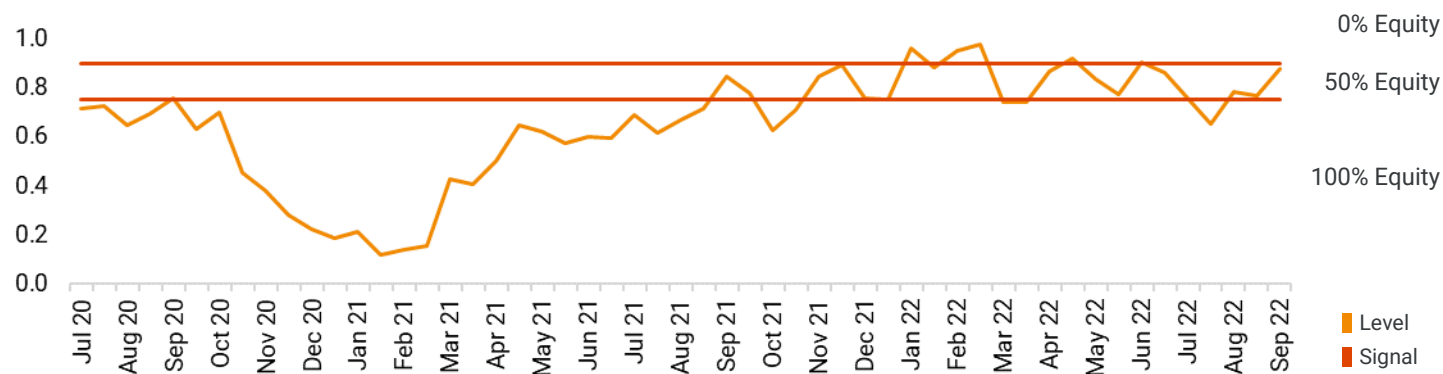


TRADE RATIONALE

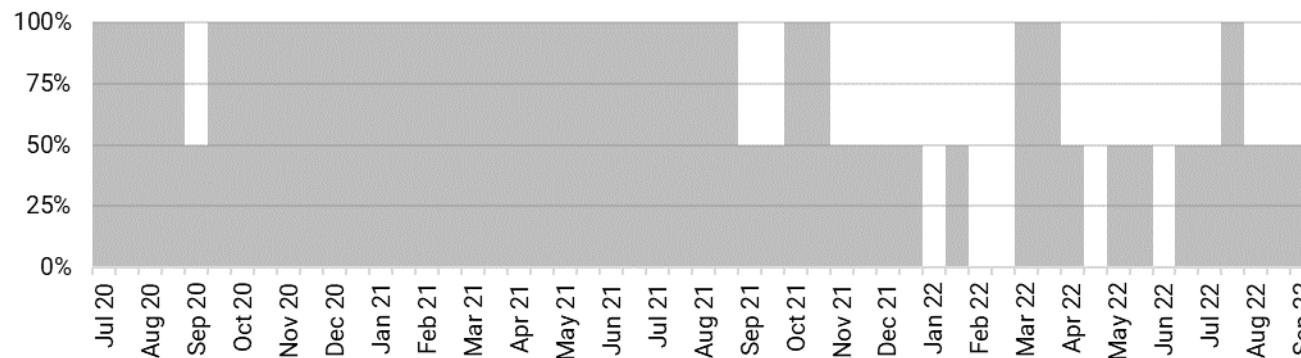
Volatility stayed at a neutral view of equities. Implied risk is greater in the bond market today relative to history than that in equities. Concerns over the health of European banks are the cause of widening credit spreads in the banking sector. Overall, credit risk and equity implied volatility are heightened but not extremely high, yet. Currently, the Volatility Elements suggests caution but not a massive concern.



SIGNAL



HISTORICAL EXPOSURE



Source: Helios Quantitative Research, Bloomberg

Helios Quantitative Research LLC ("Helios") is associated with, and under the supervision of, Clear Creek Financial Management, LLC ("Clear Creek"), a Registered Investment Adviser. Advisory services are only offered to clients or prospective clients where Clear Creek, and its representatives are properly licensed or exempt from licensure. This document is solely for informational purposes. Past performance is no guarantee of future returns. Investing involves risk and possible loss of principal capital. No advice may be rendered by Clear Creek or its representatives unless a client service agreement is in place.

Economic Level Element

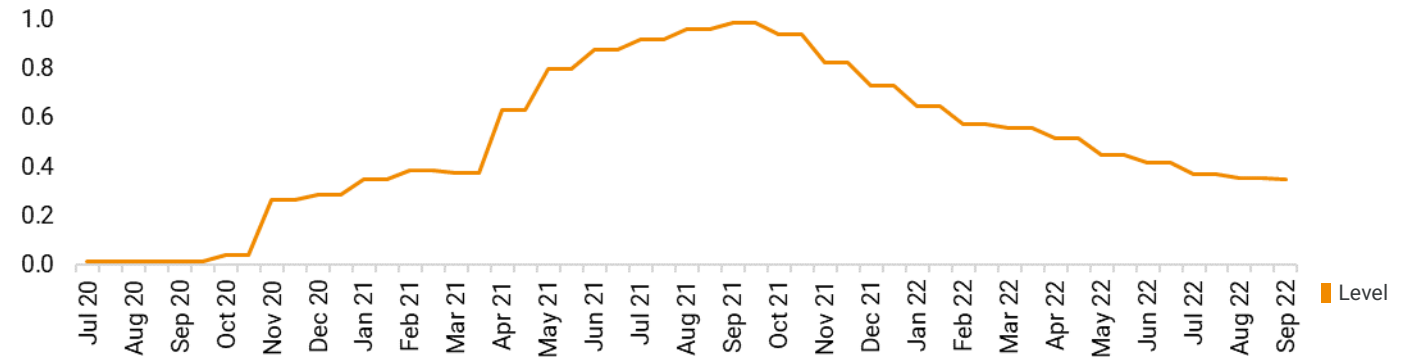


TRADE RATIONALE

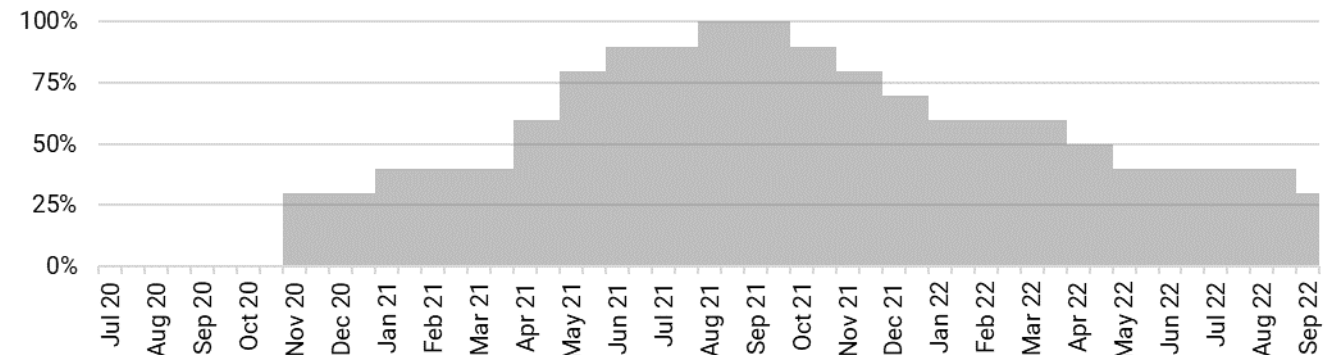
The Economic view weakened slightly in September. Softening housing data and yield curve inversion are weighing on overall leading economic indicators. Sentiment has been poor for some time, but the consumer and employment remain strong. If a recession does materialize, it will likely be driven by rising unemployment and slowing spending activity.



SIGNAL



HISTORICAL EXPOSURE



Source: Helios Quantitative Research, Bloomberg

Helios Quantitative Research LLC ("Helios") is associated with, and under the supervision of, Clear Creek Financial Management, LLC ("Clear Creek"), a Registered Investment Adviser. Advisory services are only offered to clients or prospective clients where Clear Creek, and its representatives are properly licensed or exempt from licensure. This document is solely for informational purposes. Past performance is no guarantee of future returns. Investing involves risk and possible loss of principal capital. No advice may be rendered by Clear Creek or its representatives unless a client service agreement is in place.

Model Changes



Revo Turnkey

No changes.

Revo Blend

Reduced equity exposure in Moderate Blend models by 5%. Moved that amount into short duration, high quality Fixed Income. No changes to other models.

Source: Helios Quantitative Research, Bloomberg

Helios Quantitative Research LLC ("Helios") is associated with, and under the supervision of, Clear Creek Financial Management, LLC ("Clear Creek"), a Registered Investment Adviser. Advisory services are only offered to clients or prospective clients where Clear Creek, and its representatives are properly licensed or exempt from licensure. This document is solely for informational purposes. Past performance is no guarantee of future returns. Investing involves risk and possible loss of principal capital. No advice may be rendered by Clear Creek or its representatives unless a client service agreement is in place.



Definitions & Disclosures

METHODS, DEFINITIONS, AND MORE

Definitions & Disclosures

Investment Advisory Services offered through Revo Financial, LLC. Revo Financial, LLC is a state Registered Investment Advisor.

This commentary is produced by Helios Quantitative Research LLC (“Helios”) and is for informational purposes only. Helios Quantitative Research LLC (“Helios”) is associated with, and under the supervision of, Clear Creek Financial Management, LLC (“Clear Creek”), a Registered Investment Advisor. Helios provides research services to financial advisors who have executed a written agreement with Clear Creek or its representatives. The research, analysis, and views reflected in this commentary are subject to change at any time without notice.

Nothing in this commentary constitutes investment advice, performance data, or any recommendation of a particular security, portfolio of securities, or investment strategy as suitable for any specific person and is intended for use only by a third-party financial advisor, with other information, as an input in the development of investment advice for its own clients. Financial advisors are responsible for providing customized investment advice for each of their clients based on their unique risk tolerance and financial circumstances. Helios is not responsible for determining whether this commentary is applicable or suitable for financial advisor’s clients or for providing customized recommendations for any of financial advisor’s clients. Such financial advisors are responsible for making their own independent judgment as to how to use this information. Financial advisors must determine whether or not the securities are appropriate for their clients as Clear Creek and its representatives do not consider investor suitability when determining investment opinions. Only an investor and their financial advisor know enough about their circumstances to make an investment decision. Neither Clear Creek nor its representatives have investment discretion over or place trade orders for any portfolios or accounts derived from this information. Any mention of a particular security and related performance data is not a recommendation to buy or sell that security. There is no guarantee that any security illustrated will be successful or achieve any particular level of results.

Any presentation of back-tested performance are hypothetical, were compiled after the end of the period advertised, and do not represent decisions made by Helios during the period described. Advisory services are only offered to clients or prospective clients where Clear Creek and its representatives are properly licensed or exempt from licensure.

Past performance is no guarantee of future returns. Investing involves risk and possible loss of principal capital.

Helios Adaptive Index, Helios Alpha Index, Helios Equity Index, Helios Dynamic Risk 5% Index, Helios Dynamic Risk 7% Index, Helios Dynamic Risk 10% Index, Helios Dynamic Risk 13% Index, Helios Dynamic Risk 16% Index, Helios Turnkey 10 Index, Helios Turnkey 30 Index, Helios Turnkey 50 Index, Helios Turnkey 70 Index, Helios Turnkey 90 Index, Helios Fixed Income Index, and Helios Strategic Income Index (collectively the “Helios Indices”) is the property of Helios Quantitative Research LLC, which has contracted with S&P Opco, LLC (a subsidiary of S&P Dow Jones Indices LLC) to calculate and maintain the Helios Indices. The Helios Indices are not sponsored by S&P Dow Jones Indices or its affiliates or its third-party licensors (collectively, “S&P Dow Jones Indices”). S&P Dow Jones Indices will not be liable for any errors or omissions in calculating the Helios Indices. “Calculated by S&P Dow Jones Indices” and the related stylized mark(s) are service marks of S&P Dow Jones Indices and have been licensed for use by Helios Quantitative Research LLC. S&P® is a registered trademark of Standard & Poor’s Financial Services LLC (“SPFS”), and Dow Jones® is a registered trademark of Dow Jones Trademark Holdings LLC (“Dow Jones”).

© 2022 Helios Quantitative Research LLC. All rights reserved.